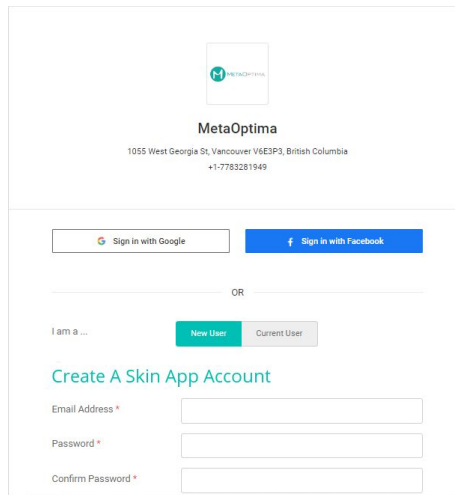


Skin App Cheat Sheet

How Do I Create My Skin App Account?

1 Fill out your information.



MetaOptima
1055 West Georgia St, Vancouver V6E3P3, British Columbia
+1-7783281949

Sign in with Google Sign in with Facebook

OR

I am a ...

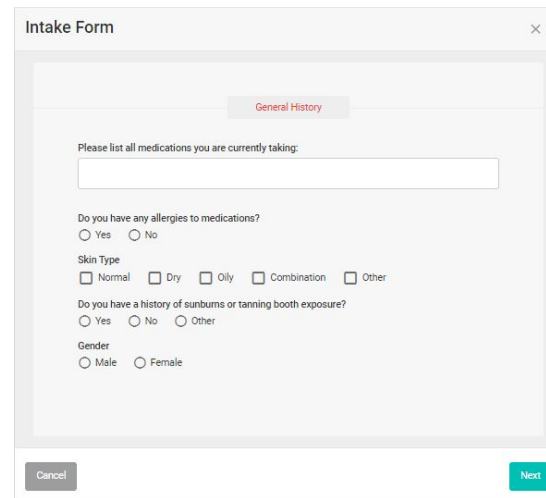
Create A Skin App Account

Email Address *

Password *

Confirm Password *

2 Complete your intake form.



Intake Form

General History

Please list all medications you are currently taking:

Do you have any allergies to medications?
 Yes No

Skin Type
 Normal Dry Oily Combination Other

Do you have a history of sunburns or tanning booth exposure?
 Yes No Other

Gender
 Male Female

3 Review the consent form carefully, then add your signature.





Add signature

Draw your signature below Clear all

Test Patient

4 Go to your email inbox and click the Verify Email button.





 Skin App
by DERMENGINE™

Verify Your Skin App Account

A Skin App account has been created for you. Please verify your account by clicking on the link below and creating a password. This will allow you to access your records on the Skin App and to be notified when you have received a diagnosis on your case. You have 7 days to activate your account.

Click below to download and install the Skin App.

If you do not wish to accept the invitation to verify your account, please ignore this message and consider informing us at support@metaoptima.com

5 Download Skin App from the App Store and log in.

